

An official EU website



European Centre for Disease Prevention and Control

Situation update worldwide, as of 11 April 2020

Epidemiological update

The data presented on this page has been collected between 6:00 and 10:00 CET

Download today's data (<https://www.ecdc.europa.eu/en/publications-data/download-todays-data-geographic-distribution-covid-19-cases-worldwide>)

How is the data collected? (<https://www.ecdc.europa.eu/en/covid-19/data-collection>)

Since 31 December 2019 and as of 11 April 2020, **1 653 204 cases** of COVID-19 (in accordance with the applied case definitions and testing strategies in the affected countries) have been reported, including **102 088 deaths**.

Cases have been reported from:

Africa: 12 952 cases; the five countries reporting most cases are South Africa (2 003), Egypt (1 794), Algeria (1 761), Morocco (1 448) and Cameroon (803).

Asia: 271 501 cases; the five countries reporting most cases are China (83 004), Iran (68 192), Turkey (47 029), South Korea (10 450) and Israel (10 408).

America: 581 153 cases; the five countries reporting most cases are United States (501 560), Canada (22 133), Brazil (19 638), Ecuador (7 161) and Chile (6 501).

Europe: 779 401 cases; the five countries reporting most cases are Spain (157 022), Italy (147 577), Germany (117 658), France (90 676) and United Kingdom (70 272).

Oceania: 7 501 cases; the five countries reporting most cases are Australia (6 238), New Zealand (1 035), Guam (130), French Polynesia (51) and New Caledonia (18).

Other: 696 cases have been reported from an international conveyance in Japan.

Deaths have been reported from:

Africa: 691 deaths; the five countries reporting most deaths are Algeria (256), Egypt (135), Morocco (107), Burkina Faso (26) and Tunisia (25).

Asia: 10 158 deaths; the five countries reporting most deaths are Iran (4 232), China (3 343), Turkey (1 006), Indonesia (306) and India (239).

America: 21 715 deaths; the five countries reporting most deaths are United States (18 777), Brazil (1 056), Canada (569), Ecuador (297) and Mexico (233).

Europe: 69 453 deaths; the five countries reporting most deaths are Italy (18 851), Spain (15 843), France (13 197), United Kingdom (8 958) and Belgium (3 019).

Oceania: 64 deaths; the four countries reporting most deaths are Australia (54), Guam (4), New Zealand (4) and Northern Mariana Islands (2).

Other: 7 deaths have been reported from an international conveyance in Japan.

(/en/publications-data/download-todays-data-geographic-distribution-covid-19-cases-worldwide)

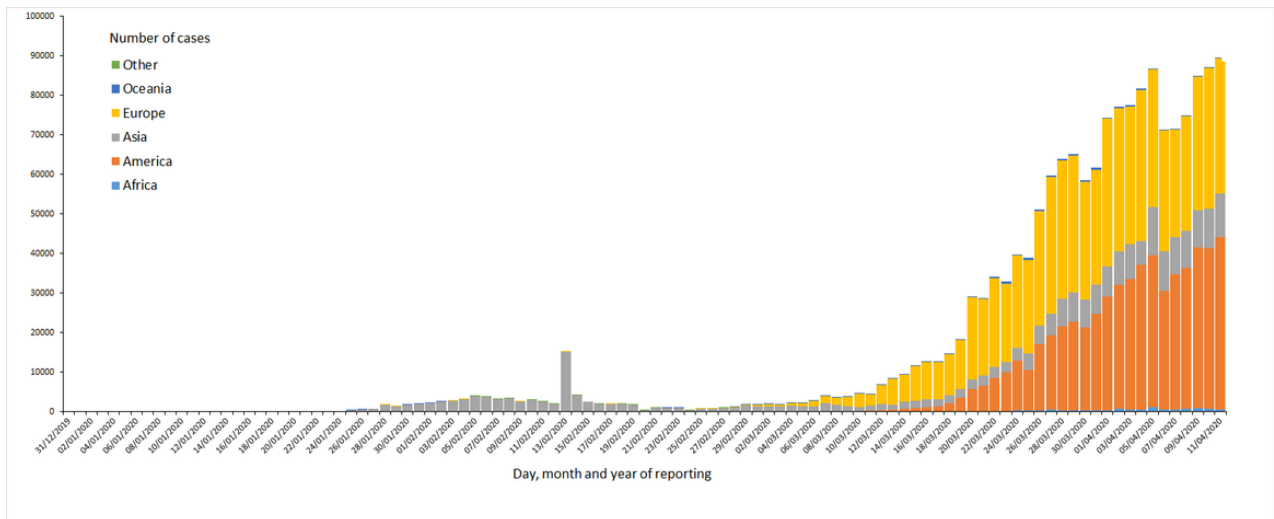
Download today's data on the geographic distribution of COVID-19 cases worldwide

The downloadable data file is updated daily and contains the latest available public data on COVID-19. You may use the data in line with ECDC's copyright policy.

Epidemiological curves

These histograms are based on the available information at the time of publication, originating from several sources. Data completeness depends on the availability of information from the affected areas. All data should be interpreted with caution as the outbreak is evolving rapidly. In addition, due to the unavailability of date-of-onset data and different testing policies per country, this figure might not be reflective of the evolution of the epidemic.

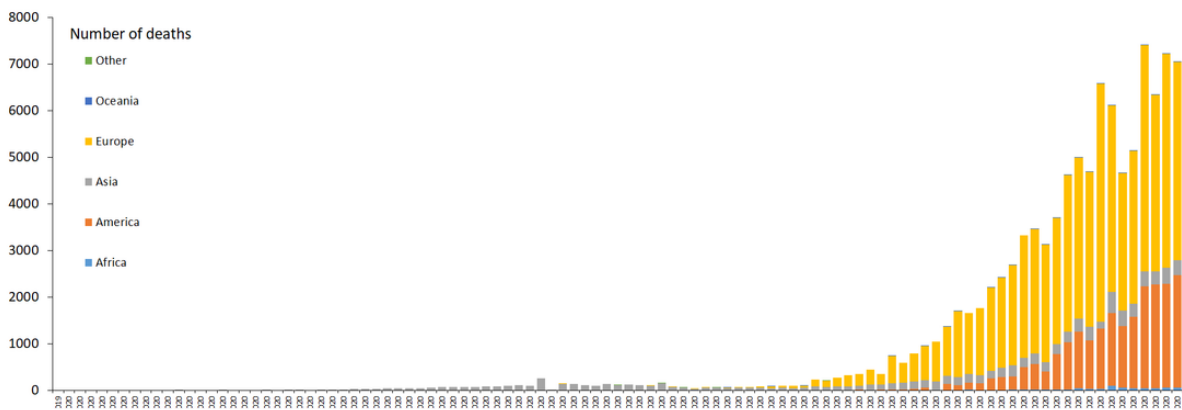
Distribution of COVID-19 cases worldwide, as of 11 April 2020



□ Distribution of cases of COVID-19 by continent (according to the applied case definition and testing strategies in the affected countries)

Cases reported in accordance with the applied case definition and testing strategies in the affected countries. The case definition in China (Hubei province) was updated on 13 and 20 February 2020

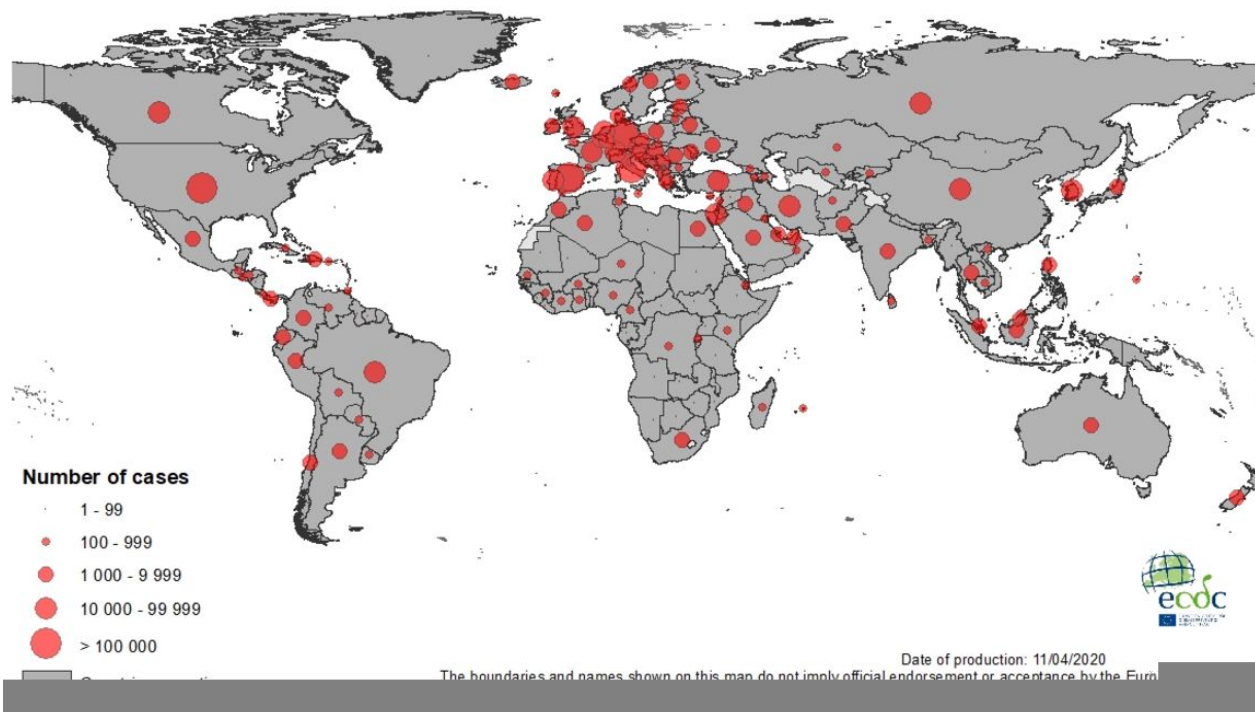
Distribution of COVID-19 deaths, worldwide, as of 11 April 2020



□ Distribution of cases of COVID-19 deaths worldwide, by continent

Geographic distribution of COVID-19

Geographic distribution of COVID-19 cases worldwide, as of 11 April 2020



Geographical distribution of COVID-19 cases - worldwide

The boundaries and names indicated on this map do not imply official endorsement or acceptance by the European Union.

Geographic distribution of cumulative number of reported COVID-19 cases per 100 000 population, worldwide, as of 11 April 2020

Geographic distribution of cumulative number of reported COVID-19 cases per 100 000 population, worldwide

Geographic distribution of 14-day cumulative number of reported COVID-19 cases per 100 000 population, worldwide, as of 11 April 2020

Geographic distribution of 14-day cumulative number of reported COVID-19 cases per 100 000 population, worldwide

Region	Places reporting cases	Cases	Deaths	Confirmed cases in the last 14 days
Africa	Algeria	1761	256	1456
Africa	Angola	19	2	15
Africa	Benin	35	1	29
Africa	Botswana	13	1	13
Africa	Burkina_Faso	448	26	302
Africa	Burundi	3	0	3
Africa	Cameroon	803	10	715
Africa	Cape_Verde	7	1	2
Africa	Central_African_Republic	11	0	6

Region	Places reporting cases	Cases	Deaths	Confirmed cases in the last 14 days
Africa	Chad	11	0	6
Africa	Congo	60	5	56
Africa	Cote_dIvoire	480	3	379
Africa	Democratic_Republic_of_the_Congo	223	20	165
Africa	Djibouti	150	1	137
Africa	Egypt	1794	135	1299
Africa	Equatorial_Guinea	18	0	5
Africa	Eritrea	34	0	28
Africa	Eswatini	12	0	3
Africa	Ethiopia	65	2	49
Africa	Gabon	46	1	39
Africa	Gambia	4	1	1
Africa	Ghana	378	6	241
Africa	Guinea	212	0	207
Africa	Guinea_Bissau	35	0	33
Africa	Kenya	189	7	158
Africa	Liberia	37	4	34
Africa	Libya	24	1	23
Africa	Madagascar	102	0	78
Africa	Malawi	9	1	9
Africa	Mali	87	7	83
Africa	Mauritania	7	1	4
Africa	Mauritius	318	9	224
Africa	Morocco	1448	107	1103
Africa	Mozambique	20	0	13
Africa	Namibia	16	0	8
Africa	Niger	438	11	428
Africa	Nigeria	305	7	224
Africa	Rwanda	118	0	64
Africa	Sao_Tome_and_Principe	4	0	4
Africa	Senegal	265	2	146
Africa	Seychelles	10	0	3
Africa	Sierra_Leone	8	0	8
Africa	Somalia	21	1	18
Africa	South_Africa	2003	24	833
Africa	South_Sudan	3	0	3
Africa	Sudan	15	2	12
Africa	Togo	76	3	51
Africa	Tunisia	671	25	444
Africa	Uganda	53	0	39
Africa	United_Republic_of_Tanzania	32	3	19
Africa	Zambia	40	2	24
Africa	Zimbabwe	11	3	6

Region	Places reporting cases	Cases	Deaths	Confirmed cases in the last 14 days
America	Anguilla	3	0	1
America	Antigua_and_Barbuda	21	2	14
America	Argentina	1975	82	1285
America	Aruba	86	0	58
America	Bahamas	42	8	33
America	Barbados	67	4	43
America	Belize	10	2	8
America	Bermuda	48	4	31
America	Bolivia	276	20	202
America	Bonaire, Saint Eustatius and Saba	2	0	2
America	Brazil	19638	1056	16221
America	British_Virgin_Islands	3	0	1
America	Canada	22133	569	17458
America	Cayman_Islands	45	1	37
America	Chile	6501	65	4891
America	Colombia	2473	80	1934
America	Costa_Rica	558	3	295
America	Cuba	564	15	484
America	Curaçao	14	1	6
America	Dominica	16	0	5
America	Dominican_Republic	2620	126	2039
America	Ecuador	7161	297	5534
America	El_Salvador	118	6	105
America	Falkland_Islands_(Malvinas)	5	0	5
America	Greenland	11	0	2
America	Grenada	14	0	7
America	Guatemala	137	3	105
America	Guyana	40	6	35
America	Haiti	31	2	23
America	Honduras	392	24	297
America	Jamaica	65	4	39
America	Mexico	3844	233	3127
America	Montserrat	9	0	4
America	Nicaragua	6	1	4
America	Panama	2974	74	2188
America	Paraguay	133	6	77
America	Peru	5897	169	5262
America	Puerto_Rico	725	39	661
America	Saint_Kitts_and_Nevis	12	0	10
America	Saint_Lucia	15	0	12
America	Saint_Vincent_and_the_Grenadines	12	0	11
America	Sint_Maarten	50	9	47
America	Suriname	10	1	2

Region	Places reporting cases	Cases	Deaths	Confirmed cases in the last 14 days
America	Trinidad_and_Tobago	109	8	43
America	Turks_and_Caicos_islands	9	1	7
America	United_States_of_America	501560	18777	396874
America	United_States_Virgin_Islands	50	1	31
America	Uruguay	494	7	256
America	Venezuela	175	9	56
Asia	Afghanistan	521	15	430
Asia	Bahrain	998	6	532
Asia	Bangladesh	424	27	376
Asia	Bhutan	5	0	2
Asia	Brunei_Darussalam	136	1	21
Asia	Cambodia	120	0	18
Asia	China	83004	3343	1058
Asia	India	7447	239	6574
Asia	Indonesia	3512	306	2466
Asia	Iran	68192	4232	35860
Asia	Iraq	1279	70	821
Asia	Israel	10408	95	7373
Asia	Japan	5347	88	3848
Asia	Jordan	372	7	160
Asia	Kazakhstan	840	10	647
Asia	Kuwait	993	1	768
Asia	Kyrgyzstan	339	5	281
Asia	Laos	16	0	10
Asia	Lebanon	609	20	218
Asia	Malaysia	4346	70	2185
Asia	Maldives	19	0	5
Asia	Mongolia	16	0	5
Asia	Myanmar	28	3	23
Asia	Nepal	9	0	6
Asia	Oman	484	3	353
Asia	Pakistan	4788	71	3591
Asia	Palestine	266	2	175
Asia	Philippines	4076	203	3273
Asia	Qatar	2512	6	1950
Asia	Saudi_Arabia	3651	47	2547
Asia	Singapore	1909	6	1177
Asia	South_Korea	10450	208	972
Asia	Sri_Lanka	197	7	91
Asia	Syria	19	2	14
Asia	Taiwan	380	5	113
Asia	Thailand	2518	35	1382
Asia	Timor_Leste	2	0	1

Region	Places reporting cases	Cases	Deaths	Confirmed cases in the last 14 days
Asia	Turkey	47029	1006	41331
Asia	United_Arab_Emirates	3360	16	2955
Asia	Uzbekistan	624	3	520
Asia	Vietnam	255	0	86
Asia	Yemen	1	0	1
Europe	Albania	416	23	230
Europe	Andorra	601	26	334
Europe	Armenia	937	11	565
Europe	Austria	13560	319	5863
Europe	Azerbaijan	991	10	826
Europe	Belarus	1981	19	1887
Europe	Belgium	26667	3019	19383
Europe	Bosnia_and_Herzegovina	901	37	672
Europe	Bulgaria	635	25	342
Europe	Croatia	1495	21	909
Europe	Cyprus	595	15	433
Europe	Czechia	5732	119	3453
Europe	Denmark	5819	247	3773
Europe	Estonia	1258	24	683
Europe	Faroe_Islands	184	0	40
Europe	Finland	2769	48	1744
Europe	France	90676	13197	57712
Europe	Georgia	234	3	153
Europe	Germany	117658	2544	69076
Europe	Gibraltar	127	0	72
Europe	Greece	2011	90	1045
Europe	Guernsey	200	6	164
Europe	Holy_See	8	0	3
Europe	Hungary	1310	85	967
Europe	Iceland	1675	7	785
Europe	Ireland	8089	287	5968
Europe	Isle_of_Man	201	1	172
Europe	Italy	147577	18851	61079
Europe	Jersey	198	4	146
Europe	Kosovo	250	7	164
Europe	Latvia	612	2	332
Europe	Liechtenstein	80	1	20
Europe	Lithuania	999	17	641
Europe	Luxembourg	3223	54	1618
Europe	Malta	350	2	211
Europe	Moldova	1438	29	1239
Europe	Monaco	90	2	48
Europe	Montenegro	257	2	182

Region	Places reporting cases	Cases	Deaths	Confirmed cases in the last 14 days
Europe	Netherlands	23097	2511	14494
Europe	North_Macedonia	711	32	492
Europe	Norway	6244	92	2663
Europe	Poland	5955	181	4566
Europe	Portugal	15472	435	11204
Europe	Romania	5467	257	4175
Europe	Russia	11917	94	10881
Europe	San_Marino	344	34	121
Europe	Serbia	3105	71	2648
Europe	Slovakia	715	2	420
Europe	Slovenia	1160	45	528
Europe	Spain	157022	15843	92963
Europe	Sweden	9685	870	6639
Europe	Switzerland	24228	805	12124
Europe	Ukraine	2203	69	1985
Europe	United_Kingdom	70272	8958	55729
Oceania	Australia	6238	54	2860
Oceania	Fiji	16	0	11
Oceania	French_Polynesia	51	0	21
Oceania	Guam	130	4	79
Oceania	New_Caledonia	18	0	3
Oceania	New_Zealand	1035	4	619
Oceania	Northern_Mariana_Islands	11	2	11
Oceania	Papua_New_Guinea	2	0	1
Other	Cases_on_an_international_conveyance_Japan	696	7	0
Total		1653204	102088	1061514

Read more

(/en/cases-2019-ncov-eueea)

Situation update for the EU/EEA and the UK, as of 11 April 2020

COVID-19 (/en/search?f%5B0%5D=diseases%3A2942) | Public health threat (/en/search?f%5B0%5D=public_health_areas%3A1583)

(https://qap.ecdc.europa.eu/public/extensions/COVID-19/COVID-19.html)

External Link

Situation dashboard - COVID-19 cases in Europe and worldwide

Coronavirus (/en/search?f%5B0%5D=diseases%3A2943) | COVID-19 (/en/search?f%5B0%5D=diseases%3A2942) | Public health threat (/en/search?f%5B0%5D=public_health_areas%3A1583) |

(/en/covid-19/data-collection)

How ECDC collects and processes COVID-19 data

COVID-19 (/en/search?f%5B0%5D=diseases%3A2942) | Public health threat (/en/search?f%5B0%5D=public_health_areas%3A1583)

[Asia \(/en/search?f%5B0%5D=geo%3A641\)](#) | [Coronavirus \(/en/search?f%5B0%5D=diseases%3A2943\)](#) | [COVID-19 \(/en/search?f%5B0%5D=diseases%3A2942\)](#) | [Europe \(/en/search?f%5B0%5D=geo%3A485\)](#) | [Laboratory based surveillance \(/en/search?f%5B0%5D=public_health_areas%3A1697\)](#) | [North America \(/en/search?f%5B0%5D=geo%3A2505\)](#) | [Oceania \(/en/search?f%5B0%5D=geo%3A533\)](#) | [Public health threat \(/en/search?f%5B0%5D=public_health_areas%3A1583\)](#) | [Surveillance \(/en/search?f%5B0%5D=public_health_areas%3A1598\)](#)
Page last updated 11 Apr 2020

More on the topic

COVID-19

At the end of December 2019, Chinese public health authorities reported several cases of acute respiratory syndrome in Wuhan City, Hubei province, China. The disease is now referred to as coronavirus disease 2019 (COVID-19), and the causative virus is called severe acute respiratory syndrome coronavirus 2 (SARS-CoV-2).

Read more [□](#)

[\(/en/covid-19-pandemic\)](/en/covid-19-pandemic)

Q & A on COVID-19

What is COVID-19? Why should the virus be closely monitored? How easily does COVID-19 spread?

Read more [□](#)

[\(/en/covid-19/questions-answers\)](/en/covid-19/questions-answers)

Risk assessment on COVID-19, 8 April 2020

ECDC risk assessments aim at supporting the EU/EEA countries and the European Commission in their preparedness and response to a public health threat. They provide a timely summary and risk assessment of a public health threat for EU/EEA countries related to a specific event. They also include potential options for response

Read more [□](#)

(/en/current-risk-assessment-novel-coronavirus-situation)

© European Centre for Disease Prevention and Control (ECDC) 2020