



COVID-19 situation update worldwide, as of 7 June 2020

Epidemiological update

The data presented on this page has been collected between 6:00 and 10:00 CET

Disclaimer: National updates are published at different times and in different time zones. This, and the time ECDC needs to process these data, may lead to discrepancies between the national numbers and the numbers published by ECDC. Users are advised to use all data with caution and awareness of their limitations. Data are subject to retrospective corrections; corrected datasets are released as soon as processing of updated national data has been completed.

[Download today's data \(https://www.ecdc.europa.eu/en/publications-data/download-todays-data-geographic-distribution-covid-19-cases-worldwide\)](https://www.ecdc.europa.eu/en/publications-data/download-todays-data-geographic-distribution-covid-19-cases-worldwide)

[How is the data collected? \(https://www.ecdc.europa.eu/en/covid-19/data-collection\)](https://www.ecdc.europa.eu/en/covid-19/data-collection)

Since 31 December 2019 and as of 7 June 2020, **6 835 723 cases** of COVID-19 (in accordance with the applied case definitions and testing strategies in the affected countries) have been reported, including **398 636 deaths**.

Cases have been reported from:

Africa: 183 627 cases; the five countries reporting most cases are South Africa (45 973), Egypt (32 612), Nigeria (12 233), Algeria (10 050) and Ghana (9 462).

Asia: 1 310 312 cases; the five countries reporting most cases are India (246 628), Iran (169 425), Turkey (169 218), Pakistan (98 943) and Saudi Arabia (98 869).

America: 3 280 132 cases; the five countries reporting most cases are United States (1 920 061), Brazil (645 771), Peru (191 758), Chile (127 745) and Mexico (113 619).

Europe: 2 052 235 cases; the five countries reporting most cases are Russia (458 689), United Kingdom (284 868), Spain (241 310), Italy (234 801) and Germany (183 979).

Oceania: 8 721 cases; the five countries reporting most cases are Australia (7 255), New Zealand (1 154), Guam (179), French Polynesia (60) and Northern Mariana Islands (27).

Other: 696 cases have been reported from an international conveyance in Japan.

Deaths have been reported from:

Africa: 5 042 deaths; the five countries reporting most deaths are Egypt (1 198), South Africa (952), Algeria (698), Sudan (347) and Nigeria (342).

Asia: 34 116 deaths; the five countries reporting most deaths are Iran (8 209), India (6 929), Turkey (4 669), China (4 638) and Pakistan (2 002).

America: 180 803 deaths; the five countries reporting most deaths are United States (109 802), Brazil (35 026), Mexico (13 511), Canada (7 773) and Peru (5 301).

Europe: 178 537 deaths; the five countries reporting most deaths are United Kingdom (40 465), Italy (33 846), France (29 142), Spain (27 135) and Belgium (9 580).

Oceania: 131 deaths; the 4 countries reporting deaths are Australia (102), New Zealand (22), Guam (5) and Northern Mariana Islands (2).

Other: 7 deaths have been reported from an international conveyance in Japan.

NOTE: on 29/05/2020, the increase reported by France is due to the implementation of a new laboratory-based surveillance system of COVID-19 (SI-DEP) since 13 May with a significant increase of the laboratory coverage, allowing the inclusion of retrospective cases diagnosed since that date.

[\(/en/publications-data/download-todays-data-geographic-distribution-covid-19-cases-worldwide\)](https://www.ecdc.europa.eu/en/publications-data/download-todays-data-geographic-distribution-covid-19-cases-worldwide)

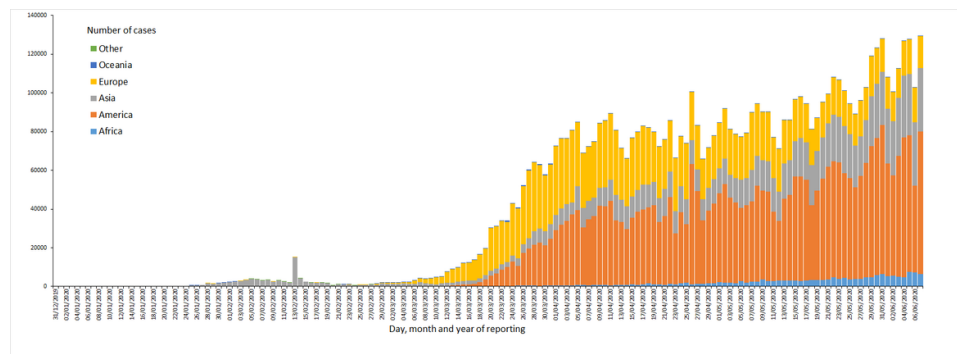
Download today's data on the geographic distribution of COVID-19 cases worldwide

The downloadable data file is updated daily and contains the latest available public data on COVID-19. You may use the data in line with ECDC's copyright policy. [➤](#)

Epidemiological curves

These histograms are based on the available information at the time of publication, originating from several sources. Data completeness depends on the availability of information from the affected areas. All data should be interpreted with caution as the outbreak is evolving rapidly. In addition, due to the unavailability of date-of-onset data and different testing policies per country, this figure might not be reflective of the evolution of the epidemic.

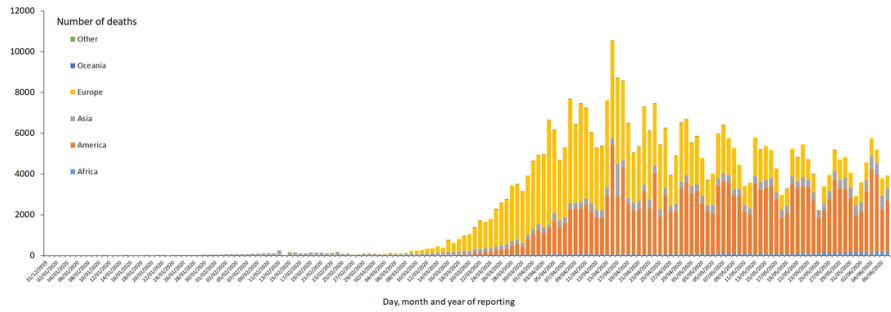
Distribution of COVID-19 cases worldwide, as of 7 June 2020



① Distribution of cases of COVID-19 by continent (according to the applied case definition and testing strategies in the affected countries)

Cases reported in accordance with the applied case definition and testing strategies in the affected countries.

Distribution of COVID-19 deaths, worldwide, as of 7 June 2020

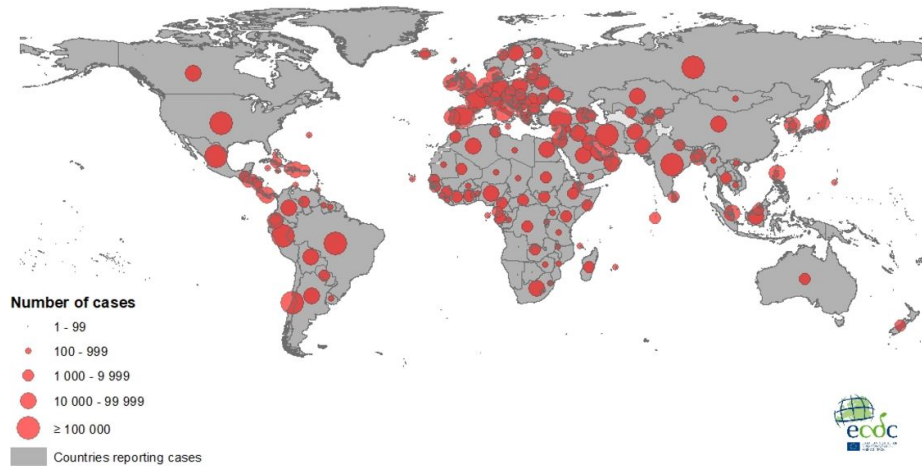


① Distribution of cases of COVID-19 deaths worldwide, by continent

In the graph, no new deaths are reported for Spain from 25 May as the change in reported deaths would result in a negative number of deaths for Europe overall.

Geographic distribution of COVID-19

Geographic distribution of COVID-19 cases worldwide, as of 7 June 2020

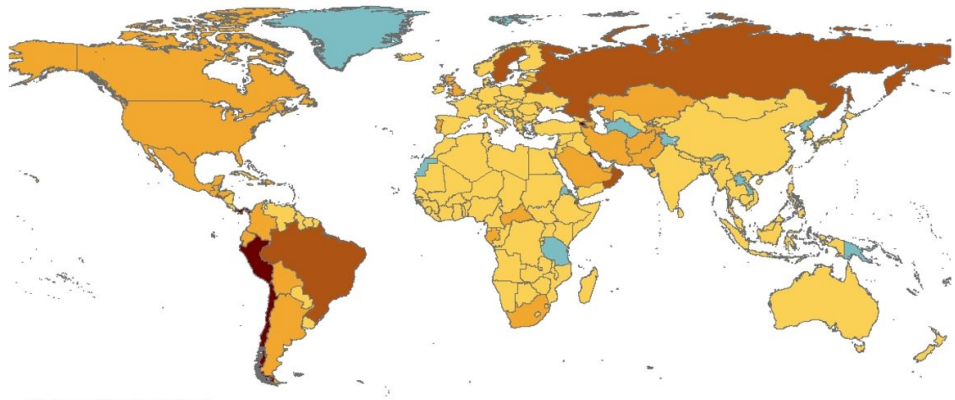


Date of production: 07/06/2020
The boundaries and names shown on this map do not imply official endorsement or acceptance by the European Union.

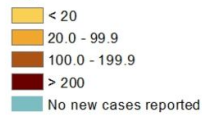
① Geographical distribution of COVID-19 cases - worldwide

The boundaries and names indicated on this map do not imply official endorsement or acceptance by the European Union.

Geographic distribution of 14-day cumulative number of reported COVID-19 cases per 100 000 population, worldwide, as of 7 June 2020



14-day notification rate of COVID-19 per 100 000 population



Date of production: 07/06/2020

The boundaries and names shown on this map do not imply official endorsement or acceptance by the European Union.

Geographic distribution of 14-day cumulative number of reported COVID-19 cases per 100 000 population, worldwide

Region	Places reporting cases	Cases	Deaths	Confirmed cases in the last 14 days
Africa	Algeria	10050	698	1937
Africa	Angola	86	4	26
Africa	Benin	268	4	133
Africa	Botswana	40	1	10
Africa	Burkina_Faso	888	53	74
Africa	Burundi	83	1	41
Africa	Cameroon	7599	212	3002
Africa	Cape_Verde	542	5	171
Africa	Central_African_Republic	1570	5	1018
Africa	Chad	836	69	188
Africa	Comoros	141	2	63
Africa	Congo	683	22	196
Africa	Cote_dIvoire	3557	36	1191
Africa	Democratic_Republic_of_the_Congo	3878	81	1737
Africa	Djibouti	4169	26	1899
Africa	Egypt	32612	1198	15999
Africa	Equatorial_Guinea	1306	12	263
Africa	Eritrea	41	0	2
Africa	Eswatini	322	3	84
Africa	Ethiopia	1934	20	1440
Africa	Gabon	3101	21	1167
Africa	Gambia	26	1	1
Africa	Ghana	9462	44	2845
Africa	Guinea	4117	23	941
Africa	Guinea_Bissau	1368	12	254
Africa	Kenya	2600	83	1408
Africa	Lesotho	4	0	2
Africa	Liberia	345	30	90
Africa	Libya	256	5	181
Africa	Madagascar	1026	8	578
Africa	Malawi	409	4	326
Africa	Mali	1523	90	508
Africa	Mauritania	947	43	720
Africa	Mauritius	337	10	5
Africa	Morocco	8132	208	726
Africa	Mozambique	411	2	243
Africa	Namibia	29	0	9
Africa	Niger	970	65	27
Africa	Nigeria	12233	342	4707
Africa	Rwanda	431	2	106
Africa	Sao_Tome_and_Principe	513	12	222
Africa	Senegal	4249	47	1273

Region	Places reporting cases	Cases	Deaths	Confirmed cases in the last 14 days
Africa	Seychelles	11	0	0
Africa	Sierra_Leone	946	48	325
Africa	Somalia	2289	82	695
Africa	South_Africa	45973	952	24630
Africa	South_Sudan	1317	14	754
Africa	Sudan	5865	347	2237
Africa	Togo	487	13	114
Africa	Tunisia	1087	49	39
Africa	Uganda	593	0	396
Africa	United_Republic_of_Tanzania	509	21	0
Africa	Western_Sahara	23	1	17
Africa	Zambia	1154	7	234
Africa	Zimbabwe	279	4	223
America	Anguilla	3	0	0
America	Antigua_and_Barbuda	26	3	1
America	Argentina	22007	648	10667
America	Aruba	101	3	0
America	Bahamas	103	11	3
America	Barbados	92	7	0
America	Belize	18	2	0
America	Bermuda	141	9	8
America	Bolivia	13358	454	7443
America	Bonaire, Saint Eustatius and Saba	7	0	1
America	Brazil	645771	35026	298373
America	British_Virgin_Islands	8	1	0
America	Canada	95046	7773	11436
America	Cayman_Islands	164	1	35
America	Chile	127745	1541	62352
America	Colombia	38027	1205	17850
America	Costa_Rica	1263	10	345
America	Cuba	2173	83	242
America	Curaçao	21	1	5
America	Dominica	18	0	2
America	Dominican_Republic	19195	536	4773
America	Ecuador	42728	3608	6470
America	El_Salvador	2934	53	1115
America	Falkland_Islands_(Malvinas)	13	0	0
America	Greenland	13	0	2
America	Grenada	23	0	1
America	Guatemala	6792	230	3738
America	Guyana	154	12	27
America	Haiti	3072	50	2207
America	Honduras	6155	250	2412
America	Jamaica	596	10	46
America	Mexico	113619	13511	47763
America	Montserrat	11	1	0
America	Nicaragua	1309	46	1030
America	Panama	16004	386	5427
America	Paraguay	1090	11	240
America	Peru	191758	5301	76004
America	Puerto_Rico	4915	142	1815
America	Saint_Kitts_and_Nevis	15	0	0
America	Saint_Lucia	19	0	1
America	Saint_Vincent_and_the_Grenadines	26	0	8
America	Sint_Maarten	77	15	0
America	Suriname	100	1	89
America	Trinidad_and_Tobago	117	8	1
America	Turks_and_Caicos_islands	12	1	0
America	United_States_of_America	1920061	109802	297391
America	United_States_Virgin_Islands	71	6	2
America	Uruguay	845	23	81
America	Venezuela	2316	22	1372
Asia	Afghanistan	19551	327	9553
Asia	Bahrain	14383	24	5581
Asia	Bangladesh	63026	846	30948
Asia	Bhutan	48	0	24
Asia	Brunei_Darussalam	141	2	0

Region	Places reporting cases	Cases	Deaths	Confirmed cases in the last 14 days
Asia	Cambodia	125	0	1
Asia	China	84186	4638	102
Asia	India	246628	6929	114760
Asia	Indonesia	30514	1801	8769
Asia	Iran	169425	8209	35904
Asia	Iraq	11098	318	6826
Asia	Israel	17783	297	1093
Asia	Japan	17141	916	591
Asia	Jordan	795	9	91
Asia	Kazakhstan	12694	53	4372
Asia	Kuwait	31131	254	10667
Asia	Kyrgyzstan	2007	22	604
Asia	Laos	19	0	0
Asia	Lebanon	1320	29	223
Asia	Malaysia	8303	117	1118
Asia	Maldives	1901	7	598
Asia	Mongolia	193	0	52
Asia	Myanmar	240	6	39
Asia	Nepal	2912	11	2328
Asia	Oman	16016	72	8759
Asia	Pakistan	98943	2002	44342
Asia	Palestine	643	5	41
Asia	Philippines	21340	994	7563
Asia	Qatar	67195	51	24982
Asia	Saudi_Arabia	98869	676	28708
Asia	Singapore	37527	25	6459
Asia	South_Korea	11776	273	586
Asia	Sri_Lanka	1814	11	725
Asia	Syria	124	6	54
Asia	Taiwan	443	7	2
Asia	Tajikistan	4453	48	1902
Asia	Thailand	3112	58	72
Asia	Timor_Leste	24	0	0
Asia	Turkey	169218	4669	13532
Asia	United_Arab_Emirates	38268	275	9564
Asia	Uzbekistan	4181	17	1049
Asia	Vietnam	329	0	5
Asia	Yemen	473	112	261
Europe	Albania	1232	34	243
Europe	Andorra	852	51	90
Europe	Armenia	12364	190	6062
Europe	Austria	16822	672	415
Europe	Azerbaijan	7239	84	3257
Europe	Belarus	47751	263	12507
Europe	Belgium	59072	9580	2262
Europe	Bosnia_and_Herzegovina	2605	158	214
Europe	Bulgaria	2711	160	303
Europe	Croatia	2247	104	4
Europe	Cyprus	960	18	33
Europe	Czechia	9567	327	677
Europe	Denmark	11924	587	635
Europe	Estonia	1931	69	110
Europe	Faroe_Islands	187	0	0
Europe	Finland	6964	322	396
Europe	France	153634	29142	9594
Europe	Georgia	808	13	80
Europe	Germany	183979	8668	5698
Europe	Gibraltar	174	0	23
Europe	Greece	2952	180	76
Europe	Guernsey	252	13	0
Europe	Holy_See	12	0	0
Europe	Hungary	3970	542	229
Europe	Iceland	1806	10	2
Europe	Ireland	25183	1670	601
Europe	Isle_of_Man	336	24	0
Europe	Italy	234801	33846	5474
Europe	Jersey	311	30	5

Region	Places reporting cases	Cases	Deaths	Confirmed cases in the last 14 days
Europe	Kosovo	1142	30	117
Europe	Latvia	1086	25	40
Europe	Liechtenstein	83	1	0
Europe	Lithuania	1705	71	89
Europe	Luxembourg	4035	110	45
Europe	Malta	622	9	13
Europe	Moldova	9511	331	2517
Europe	Monaco	99	5	1
Europe	Montenegro	324	9	0
Europe	Netherlands	47335	6011	2271
Europe	North_Macedonia	2917	151	976
Europe	Norway	8504	238	195
Europe	Poland	25986	1153	5055
Europe	Portugal	34351	1474	3880
Europe	Romania	20290	1318	2433
Europe	Russia	458689	5725	122807
Europe	San_Marino	695	42	30
Europe	Serbia	11741	248	649
Europe	Slovakia	1528	28	24
Europe	Slovenia	1494	108	26
Europe	Spain	241310	27135	5910
Europe	Sweden	43887	4656	10699
Europe	Switzerland	30873	1660	231
Europe	Ukraine	26514	777	5934
Europe	United_Kingdom	284868	40465	27714
Oceania	Australia	7255	102	149
Oceania	Fiji	18	0	0
Oceania	French_Polynesia	60	0	0
Oceania	Guam	179	5	13
Oceania	New_Caledonia	20	0	2
Oceania	New_Zealand	1154	22	0
Oceania	Northern_Mariana_Islands	27	2	5
Oceania	Papua_New_Guinea	8	0	0
Other	Cases_on_an_international_conveyance_Japan	696	7	0
Total		6835723	398636	1557983

Read more

(/en/cases-2019-ncov-eueea)

COVID-19 situation update for the EU/EEA and the UK, as of 7 June 2020

COVID-19 (/en/search?f%5B0%5D=diseases%3A2942) | Public health threat (/en/search?f%5B0%5D=public_health_areas%3A1583)



(https://gap.ecdc.europa.eu/public/extensions/COVID-19/COVID-19.html)

External Link

Situation dashboard - COVID-19 cases in Europe and worldwide

Coronavirus (/en/search?f%5B0%5D=diseases%3A2943) | COVID-19 (/en/search?f%5B0%5D=diseases%3A2942) | Public health threat (/en/search?f%5B0%5D=public_health_areas%3A1583) |



(/en/covid-19/data-collection)

How ECDC collects and processes COVID-19 data

COVID-19 (/en/search?f%5B0%5D=diseases%3A2942) | Public health threat (/en/search?f%5B0%5D=public_health_areas%3A1583)



Asia (/en/search?f%5B0%5D=geo%3A641) | Coronavirus (/en/search?f%5B0%5D=diseases%3A2943) | COVID-19 (/en/search?f%5B0%5D=diseases%3A2942) | Europe (/en/search?f%5B0%5D=geo%3A485) | Laboratory based surveillance (/en/search?f%5B0%5D=public_health_areas%3A1697) | North America (/en/search?f%5B0%5D=geo%3A2505) | Oceania (/en/search?f%5B0%5D=geo%3A533) | Public health threat (/en/search?f%5B0%5D=public_health_areas%3A1583) | Surveillance (/en/search?f%5B0%5D=public_health_areas%3A1598)

Page last updated 7 Jun 2020

More on the topic

COVID-19

Coronavirus disease (COVID-19), which is caused by severe acute respiratory syndrome coronavirus 2 (SARS-CoV-2), was first identified in December 2019 in Wuhan, China, and has since spread rapidly, evolving into a full-blown pandemic.

Read more >

(/en/covid-19-pandemic)

Q & A on COVID-19

What is COVID-19? How easily does it spread? What are the symptoms?

Read more >

(/en/covid-19/questions-answers)

Risk assessment on COVID-19, 23 April 2020

ECDC risk assessments aim at supporting the EU/EEA countries and the European Commission in their preparedness and response to a public health threat. They provide a timely summary and risk assessment of a public health threat for EU/EEA countries related to a specific event. They also include potential options for response

Read more >

(/en/current-risk-assessment-novel-coronavirus-situation)

