



COVID-19 situation update worldwide, as of 2 August 2020

Epidemiological update

The data presented on this page has been collected between 6:00 and 10:00 CET

Disclaimer: National updates are published at different times and in different time zones. This, and the time ECDC needs to process these data, may lead to discrepancies between the national numbers and the numbers published by ECDC. Users are advised to use all data with caution and awareness of their limitations. Data are subject to retrospective corrections; corrected datasets are released as soon as processing of updated national data has been completed.

Download today's data (<https://www.ecdc.europa.eu/en/publications-data/download-todays-data-geographic-distribution-covid-19-cases-worldwide>)

How is the data collected? (<https://www.ecdc.europa.eu/en/covid-19/data-collection>)

Sources: Worldwide data (<https://www.ecdc.europa.eu/en/publications-data/sources-worldwide-data-covid-19>)

Interpretation of the data (<https://www.ecdc.europa.eu/en/interpretation-covid-19-data>)

Since 31 December 2019 and as of 02 August 2020, **17 841 669** cases of COVID-19 (in accordance with the applied case definitions and testing strategies in the affected countries) have been reported, including **685 281** deaths.

Cases have been reported from:

Africa: 945 826 cases; the five countries reporting most cases are South Africa (503 290), Egypt (94 316), Nigeria (43 537), Ghana (37 014) and Algeria (30 950).

Asia: 4 305 227 cases; the five countries reporting most cases are India (1 750 723), Iran (306 752), Pakistan (278 305), Saudi Arabia (277 478) and Bangladesh (239 860).

America: 9 651 472 cases; the five countries reporting most cases are United States (4 620 444), Brazil (2 707 877), Mexico (434 193), Peru (422 183) and Chile (357 658).

Europe: 2 919 345 cases; the five countries reporting most cases are Russia (845 443), United Kingdom (303 952), Spain (288 522), Italy (247 832) and Germany (209 893).

Oceania: 19 103 cases; the five countries reporting most cases are Australia (17 282), New Zealand (1 215), Guam (359), Papua New Guinea (91) and French Polynesia (62).

Other: 696 cases have been reported from an international conveyance in Japan.

Deaths have been reported from:

Africa: 19 957 deaths; the five countries reporting most deaths are South Africa (8 153), Egypt (4 834), Algeria (1 223), Nigeria (883) and Sudan (746).

Asia: 96 797 deaths; the five countries reporting most deaths are India (37 364), Iran (16 982), Pakistan (5 951), Turkey (5 710) and Indonesia (5 193).

America: 363 599 deaths; the five countries reporting most deaths are United States (154 447), Brazil (93 563), Mexico (47 472), Peru (19 408) and Colombia (10 330).

Europe: 204 689 deaths; the five countries reporting most deaths are United Kingdom (46 193), Italy (35 146), France (30 265), Spain (28 445) and Russia (14 058).

Oceania: 232 deaths; the 6 countries reporting deaths are Australia (200), New Zealand (22), Guam (5), Northern Mariana Islands (2) and Papua New Guinea (2).

Other: 7 deaths have been reported from an international

NOTE: On 17 July 2020, Kyrgyzstan has changed their registration statistics on COVID-19 by introducing (<https://t.me/RshKRCOV/6840>) two codes (laboratory confirmed cases and clinical-epidemiological cases). This leads to a significant increase (<https://www.covid.kg/>) in case and death numbers on 18 July 2020.

([/en/publications-data/download-todays-data-geographic-distribution-covid-19-cases-worldwide](https://www.ecdc.europa.eu/en/publications-data/download-todays-data-geographic-distribution-covid-19-cases-worldwide))

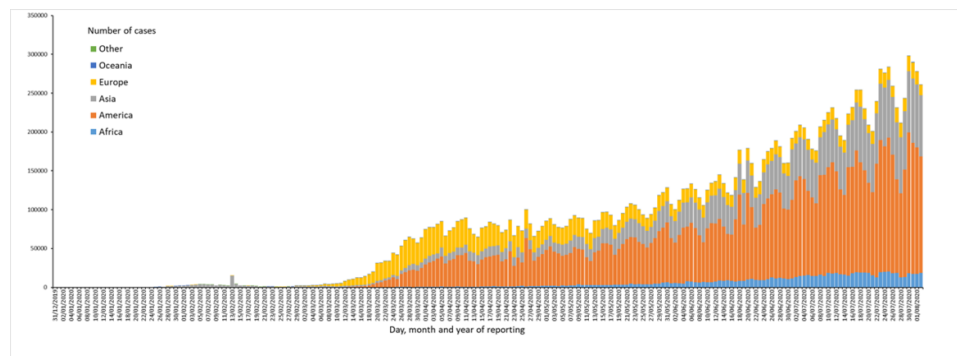
Download today's data on the geographic distribution of COVID-19 cases worldwide

The downloadable data file is updated daily and contains the latest available public data on COVID-19. You may use the data in line with ECDC's copyright policy. >

Epidemiological curves

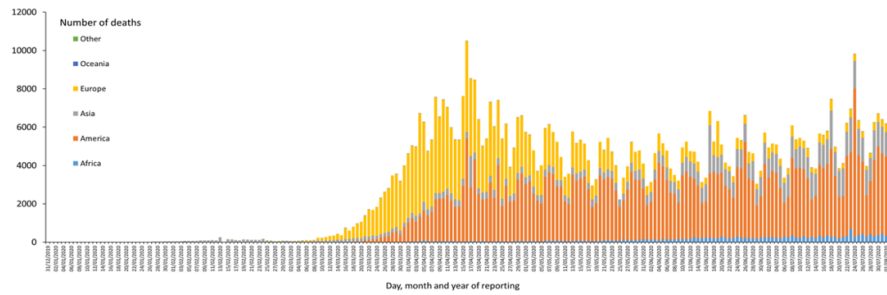
These histograms are based on the available information at the time of publication, originating from several sources. Data completeness depends on the availability of information from the affected areas. All data should be interpreted with caution as the outbreak is evolving rapidly. In addition, due to the unavailability of date-of-onset data and different testing policies per country, this figure might not be reflective of the evolution of the epidemic.

Distribution of COVID-19 cases worldwide, as of 2 August 2020



① Distribution of cases of COVID-19 by continent (according to the applied case definition and testing strategies in the affected countries)
Cases reported in accordance with the applied case definition and testing strategies in the affected countries.

Distribution of COVID-19 deaths, worldwide, as of 2 August 2020

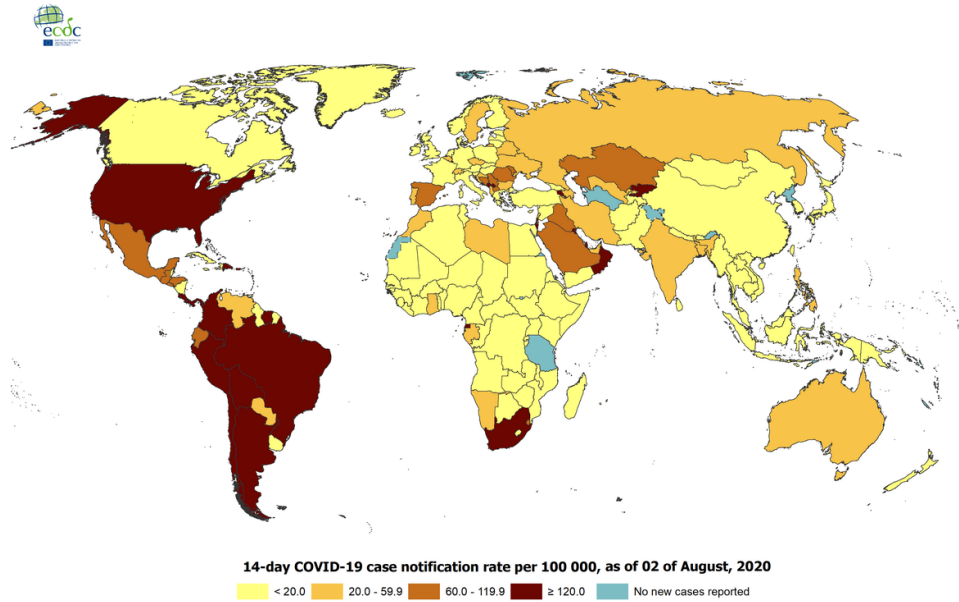


① Distribution of cases of COVID-19 deaths worldwide, by continent

In the graph, no deaths are reported on 25 May in Europe due to the national retro-correction of death data in Spain. The number of deaths in Europe was less than the negative numbers reported by Spain that day.

Geographic distribution of COVID-19

Geographic distribution of 14-day cumulative number of reported COVID-19 cases per 100 000 population, worldwide, as of 2 August 2020



The boundaries and names shown on this map do not imply official endorsement or acceptance by the European Union.

Date of production: 02/08/2020

① Geographic distribution of 14-day cumulative number of reported COVID-19 cases per 100 000 population, worldwide

Regions	Places reporting cases	Sum of Cases	Sum of Deaths	Confirmed cases in the last 14 days
Africa	Algeria	30950	1223	8401
	Angola	1114	52	427
	Benin	1805	36	203
	Botswana	804	2	282
	Burkina_Faso	1149	53	97
	Burundi	395	1	85
	Cameroon	17255	387	1098
	Cape_Verde	2480	24	466
	Central_African_Republic	4614	59	129
	Chad	936	75	47
	Comoros	386	7	58
	Congo	3387	56	754
	Cote_d'Ivoire	16109	102	2197
	Democratic_Republic_of_the_Congo	9083	215	760
Djibouti	5081	58	78	
Egypt	94316	4834	7144	
Equatorial_Guinea	4821	83	1750	

Regions	Places reporting cases	Sum of Cases	Sum of Deaths	Confirmed cases in the last 14 days
	Eritrea	279	0	28
	Eswatini	2706	43	977
	Ethiopia	17999	284	8852
	Gabon	7531	50	1216
	Gambia	498	9	405
	Ghana	37014	182	9954
	Guinea	7308	46	817
	Guinea_Bissau	1981	26	54
	Kenya	21363	364	8613
	Lesotho	702	14	343
	Liberia	1189	75	101
	Libya	3621	74	1830
	Madagascar	11273	107	4424
	Malawi	4186	120	1279
	Mali	2535	124	63
	Mauritania	6310	157	864
	Mauritius	344	10	1
	Morocco	25015	367	8000
	Mozambique	1907	11	472
	Namibia	2224	11	1021
	Niger	1136	69	32
	Nigeria	43537	883	7430
	Rwanda	2042	5	503
	Sao_Tome_and_Principe	874	15	131
	Senegal	10284	209	1615
	Seychelles	114	0	14
	Sierra_Leone	1823	67	122
	Somalia	3212	93	101
	South_Africa	503290	8153	152411
	South_Sudan	2352	46	161
	Sudan	11644	746	962
	Togo	958	19	192
	Tunisia	1552	51	204
	Uganda	1176	4	114
	United_Republic_of_Tanzania	509	21	0
	Western_Sahara	766	1	0
	Zambia	6228	165	3248
	Zimbabwe	3659	69	2181
America	Anguilla	3	0	0
	Antigua_and_Barbuda	91	3	15
	Argentina	191289	3558	72001
	Aruba	121	3	13
	Bahamas	599	14	461
	Barbados	122	7	18
	Belize	56	2	16
	Bermuda	156	9	3
	Bolivia	78793	3064	20655
	Bonaire, Saint Eustatius and Saba	11	0	1
	Brazil	2707877	93563	633017
	British_Virgin_Islands	8	1	0
	Canada	116585	8941	6927
	Cayman_Islands	203	1	0
	Chile	357658	9533	28812
	Colombia	306181	10330	115481
	Costa_Rica	18187	154	7636
	Cuba	2633	87	188
	Curaçao	29	1	3
	Dominica	18	0	0
	Dominican_Republic	71415	1170	19896
	Ecuador	86232	5736	12850
	El_Salvador	17050	467	5542
	Falkland_Islands_(Malvinas)	13	0	0
	Greenland	14	0	1
	Grenada	24	0	1
	Guatemala	50979	1959	12937
	Guyana	430	20	103
	Haiti	7468	165	415

Regions	Places reporting cases	Sum of Cases	Sum of Deaths	Confirmed cases in the last 14 days
	Honduras	42685	1368	9892
	Jamaica	883	10	109
	Mexico	434193	47472	95280
	Montserrat	13	1	1
	Nicaragua	3672	116	525
	Panama	66383	1449	14122
	Paraguay	5485	52	1856
	Peru	422183	19408	72683
	Puerto_Rico	17872	225	6419
	Saint_Kitts_and_Nevis	17	0	0
	Saint_Lucia	25	0	2
	Saint_Vincent_and_the_Grenadines	55	0	11
	Sint_Maarten	128	15	49
	Suriname	1760	26	759
	Trinidad_and_Tobago	173	8	36
	Turks_and_Caicos_islands	114	2	39
	United_States_of_America	4620444	154447	908980
	United_States_Virgin_Islands	421	8	124
	Uruguay	1278	35	234
	Venezuela	19443	169	7960
Asia	Afghanistan	36710	1283	1409
	Bahrain	41190	147	5186
	Bangladesh	239860	3132	37794
	Bhutan	102	0	15
	Brunei_Darussalam	141	3	0
	Cambodia	240	0	69
	China	87820	4667	2337
	India	1750723	37364	673105
	Indonesia	109936	5193	25054
	Iran	306752	16982	35146
	Iraq	126704	4805	36484
	Israel	72283	527	22918
	Japan	36081	1010	11439
	Jordan	1194	11	90
	Kazakhstan	91593	793	21254
	Kuwait	67448	453	8544
	Kyrgyzstan	36719	1409	10187
	Laos	20	0	1
	Lebanon	4730	61	1955
	Malaysia	8985	125	221
	Maldives	3949	17	1019
	Mongolia	293	0	6
	Myanmar	353	6	12
	Nepal	20086	56	2584
	Oman	79159	421	13655
	Pakistan	278305	5951	14809
	Palestine	15555	85	5968
	Philippines	98232	2039	32928
	Qatar	110911	174	4603
	Saudi_Arabia	277478	2867	29062
	Singapore	52512	27	4857
	South_Korea	14336	301	591
	Sri_Lanka	2815	11	111
	Syria	757	43	261
	Taiwan	474	7	19
	Tajikistan	7451	60	617
	Thailand	3317	58	68
	Timor_Leste	24	0	0
	Turkey	231869	5710	13152
	United_Arab_Emirates	60760	351	4049
	Uzbekistan	25040	149	8611
	Vietnam	590	5	217
	Yemen	1730	494	149
Europe	Albania	5396	161	1388
	Andorra	925	52	45
	Armenia	39050	754	4173
	Austria	21224	718	1716

Regions	Places reporting cases	Sum of Cases	Sum of Deaths	Confirmed cases in the last 14 days
	Azerbaijan	32157	454	5024
	Belarus	67946	563	1993
	Belgium	69309	9845	5091
	Bosnia_and_Herzegovina	11875	335	3711
	Bulgaria	11836	385	3198
	Croatia	5224	145	989
	Cyprus	1124	19	87
	Czechia	16699	383	2844
	Denmark	13789	615	616
	Estonia	2072	69	51
	Faroe_Islands	225	0	37
	Finland	7443	329	125
	France	187919	30265	13245
	Georgia	1171	17	143
	Germany	209893	9141	8319
	Gibraltar	188	0	8
	Greece	4587	206	604
	Guernsey	252	13	0
	Holy_See	12	0	0
	Hungary	4526	597	211
	Iceland	1893	10	55
	Ireland	26109	1763	359
	Isle_of_Man	336	24	0
	Italy	247832	35146	3616
	Jersey	335	31	4
	Kosovo	8104	212	2487
	Latvia	1238	32	49
	Liechtenstein	89	1	3
	Lithuania	2093	80	178
	Luxembourg	6695	114	1286
	Malta	845	9	171
	Moldova	25113	788	4319
	Monaco	120	5	11
	Montenegro	3198	50	1534
	Netherlands	54732	6148	3151
	North_Macedonia	10900	493	1891
	Norway	9208	255	193
	Poland	46346	1721	6600
	Portugal	51310	1737	2920
	Romania	52111	2379	15420
	Russia	845443	14058	73897
	San_Marino	699	42	0
	Serbia	25882	582	5384
	Slovakia	2337	29	361
	Slovenia	2171	117	231
	Spain	288522	28445	28267
	Sweden	80422	5743	3141
	Switzerland	35412	1707	2006
	Ukraine	71056	1709	12945
	United_Kingdom	303952	46193	8743
Oceania	Australia	17282	200	5841
	Fiji	27	1	1
	French_Polynesia	62	0	0
	Guam	359	5	44
	New_Caledonia	22	0	0
	New_Zealand	1215	22	12
	Northern_Mariana_Islands	45	2	8
	Papua_New_Guinea	91	2	76
Other	Cases_on_an_international_conveyance_Japan	696	7	0
	Total	17841669	685281	3568162

More on the topic

COVID-19 pandemic

Coronavirus disease (COVID-19), which is caused by severe acute respiratory syndrome coronavirus 2 (SARS-CoV-2), was first identified in December 2019 in Wuhan, China, and has since spread rapidly, evolving into a full-blown pandemic.

[Read more >](#)

[\(/en/covid-19-pandemic\)](#)

Q & A on COVID-19

What is COVID-19? How easily does it spread? What are the symptoms?

[Read more >](#)

[\(/en/covid-19/questions-answers\)](#)

Risk assessment on COVID-19, 11 June 2020

ECDC risk assessments aim at supporting the EU/EEA countries and the European Commission in their preparedness and response to a public health threat. They provide a timely summary and risk assessment of a public health threat for EU/EEA countries related to a specific event. They also include potential options for response

[Read more >](#)

[\(/en/current-risk-assessment-novel-coronavirus-situation\)](#)